

Unlock Your Creativity: Learn to Make a Crochet Key!

Looking for a fun and creative craft to dive into? Look no further than crochet! With just a hook and some vibrant yarn, you can create all sorts of beautiful items, from scarves and hats to cute little plush toys. But have you ever considered making your own crochet key?

At first, you might be wondering why you would need a crochet key when you already have a bunch of regular keys. Well, a crochet key is not your ordinary key. It's a charming and unique accessory that can adorn your keyring, instantly adding a touch of handmade flair.

Not only is making a crochet key a fun and fulfilling activity, but it also allows you to personalize your everyday items. With various designs and patterns available, you can match your crochet key to your favorite colors, interests, or even to your mood!



Learn To Make Crochet Key: Cute Crochet Key Easy To Make For Beginners

by John Terninko(Kindle Edition)

★★★★☆ 4.6 out of 5

Language : English

File size : 19032 KB

Text-to-Speech : Enabled

Screen Reader : Supported

Enhanced typesetting : Enabled

Print length : 62 pages

Lending : Enabled



Getting Started with Crochet

If you're new to crochet, don't worry – it's a beginner-friendly craft that anyone can learn. All you need is a few basic supplies:

- A crochet hook (size will depend on your yarn thickness)
- Yarn (choose any color or combination you like)
- Scissors

Once you have these supplies ready, you can start learning the simple yet versatile crochet stitches. Beginner-friendly stitches, such as chain stitch, single crochet, and double crochet, will be all you need to create your very own crochet key.

Choosing a Pattern

With unlimited possibilities, choosing a pattern for your crochet key can be overwhelming. But fret not! There are plenty of resources available to help you find the perfect design.

You can explore online platforms specializing in crochet patterns, such as Ravelry, or check out crochet books available at your local library or bookstore. Many websites and YouTube channels also offer free tutorials, making it easier than ever to learn the art of crochet.

When selecting a pattern, consider the level of difficulty that suits your expertise. If you're just starting, opt for simple patterns with clear instructions. As you gain

more confidence, you can gradually move on to more complex and intricate designs.

Materials and Techniques

Before we dive into making your crochet key, let's discuss the materials and techniques involved:

1. Crochet Hook: There are different types and sizes of crochet hooks available. Use the size that corresponds to your yarn thickness, as suggested by your chosen pattern.

2. Yarn: Choose any type and color of yarn you like! For a crochet key, using a sturdy, yet soft, yarn will result in a durable finished product.

3. Stitch Markers: These are incredibly useful in marking crucial points in your pattern, such as the beginning of each round or any stitch changes.

4. Yarn Needle: This is used to weave in loose ends and attach any embellishments to your crochet key.

5. Basic Crochet Stitches: As mentioned earlier, learn the foundation stitches of crochet – chain stitch, single crochet, and double crochet – as these will form the basis of most patterns.

Making Your Crochet Key

Now that you have all the necessary materials and a chosen pattern, it's time to begin crafting your crochet key! Let's walk through the general steps involved:

1. Gather your materials and follow the pattern instructions for starting your crochet key. Pay close attention to the recommended stitch count.

2. Create a foundation chain using the chain stitch - this will form the length of your key.
3. Follow the pattern instructions for the desired stitch, working along the chain. This is where you can get creative with different stitch combinations and color changes.
4. Continue working on your crochet key until you reach the desired length, as indicated in the pattern.
5. Finish off your crochet key by fastening off the yarn and weaving in any loose ends.
6. If desired, attach any additional embellishments or accessories to personalize your crochet key even further.
7. Attach a keyring or a small clip to your finished crochet key, and voila – you now have a beautiful and functional crochet key!

Unlock Your Creativity with Crochet

Crocheting is more than just a craft – it's an opportunity to express your creativity and unwind from the daily stresses of life. Making a crochet key is just one example of the many possibilities crochet offers.

By embracing this art form, you'll not only develop new skills but also join a vibrant community of fellow crafters. Sharing your creations, learning from others, and discovering new patterns and techniques will undoubtedly enrich your crochet journey.

So, why not give crochet a try and learn to make your own crochet key? Unlock your creativity and embark on a colorful and exciting crafting adventure!



Learn To Make Crochet Key: Cute Crochet Key Easy To Make For Beginners

by John Terninko(Kindle Edition)

★★★★☆ 4.6 out of 5

Language : English

File size : 19032 KB

Text-to-Speech : Enabled

Screen Reader : Supported

Enhanced typesetting : Enabled

Print length : 62 pages

Lending : Enabled



This book is particularly about how we can make our very own unique key chains at home with our crafting materials such as felt sheets, leather cut pieces, and much more.

We can make different things out of felt sheets and leather cut pieces and sew the edges keeping one side open and putting the key ring inside through the side which is kept open. Now you can put the keys in the keyring and your very own customized many DIY Key Cheap Chain Ideas are ready. You can also cut animal shapes with the leather pieces and can turn them into beautiful key chains by putting a key ring on one side.


Here we present another tutorial of how you can make fabric purse key chains with plastic inserts. For this, we need a colorful fabric depending on our own choice, plastic sheet, and key rings. We will have to make small purses with the fabric and attach a plastic cut piece inside to give it a shape and help it to retain that shape. We can use these small purses for keeping our change as well as lipsticks and other small stuff.

We can also make an amazing and interesting hand print key chains by taking a small plastic piece and cutting it in the shape of little hands of your child and you can print their handprint by painting their little hand and taking the impression of that hand on the plastic hand-sized piece to save it as a memory for your child.




Compulsion Heidi Ayarbe - A Gripping Tale of Addiction and Redemption

Compulsion Heidi Ayarbe is a profound and captivating novel that delves into the complexities of addiction and redemption. In this article, we...




The Cottonmouth Club Novel - Uncovering the Secrets of a Dark and Sinister Society

Welcome to the dark and twisted world of The Cottonmouth Club, a thrilling novel that will keep you on the edge of your seat from beginning to end. Written by the talented...




The Sociopolitical Context Of Multicultural Education Downloads: What's New In

Living in a diverse and interconnected world, understanding and embracing multiculturalism has become a necessity. Education plays a crucial role in shaping individuals and...




The Epic Journey of a Woman: 3800 Solo Miles Back and Forward

Embarking on a solo journey is a life-altering experience. It takes immense courage, determination, and a thirst for adventure. And that's exactly what Emily Thompson had when...




Florida Irrigation Sprinkler Contractor: Revolutionizing Landscape Care

Florida, known for its beautiful landscapes and warm weather, requires efficient and precise irrigation systems to ensure the lushness and health of its many gardens...



Unveiling the Political Tapestry: Life in Israel

Israel, a vibrant country located in the Middle East, has a political landscape that is as intriguing and complex as its rich history. With its diverse population, cultural...



Life History And The Historical Moment Diverse Presentations

Do you ever find yourself wondering how history has shaped the world we live in today? How different moments, historical figures, and civilizations have shaped...



Miami South Beach The Delaplaine 2022 Long Weekend Guide

Welcome to the ultimate guide for making the most out of your long weekend in Miami South Beach in 2022. Whether you are a first-time visitor or a seasoned...