

34 Fashionable Pieces You Can Make In a Day

Are you looking to revamp your wardrobe without breaking the bank? With a little creativity and some basic sewing skills, you can create 34 fashionable pieces in just one day! From trendy tops to stylish accessories, these DIY projects are perfect for fashion enthusiasts on a budget.

1. Off-the-Shoulder Crop Top

Create a chic off-the-shoulder crop top using an old oversized t-shirt. Cut off the sleeves and resize it to fit your desired length. Pair it with high-waisted jeans or a skirt for a trendy summer look.

2. Ripped Denim Shorts

Transform your old jeans into trendy ripped denim shorts. Simply mark where you want the rips, then use a pair of scissors to cut and distress the fabric. Wash them for a frayed look, and you're ready to rock these stylish shorts.



Loopy Mango Knitting: 34 Fashionable Pieces You Can Make in a Day by Alan Huffman(Kindle Edition)

★★★★☆ 4.5 out of 5

Language : English

File size : 35704 KB

Text-to-Speech : Enabled

Screen Reader : Supported

Enhanced typesetting : Enabled

Print length : 316 pages

Lending : Enabled



3. Lace-Up Ballet Flats

Add a touch of elegance to your plain ballet flats by turning them into lace-up shoes. Use a leather punch to create holes along the sides and thread some ribbon or leather cord through them. Tie it up around your ankles, and you'll have a unique pair of fashionable shoes.

4. Pom-Pom Earrings

Create your own statement earrings by making pom-poms out of colorful yarn. Attach them to earring hooks using jump rings, and you'll have a fun and playful accessory to jazz up any outfit.

5. Wrap Skirt

Make a trendy wrap skirt using a fabric of your choice. Measure and cut the fabric to fit your waist and desired length, then sew on buttons or snaps for closure. Wrap it around your waist and embrace your inner fashionista.

6. Embellished Clutch

Upgrade a plain clutch by adding some embellishments. Glue on sequins, beads, or rhinestones to create your own unique design. This eye-catching accessory will surely turn heads wherever you go.

7. Bandana Halter Top

Transform a regular bandana into a stylish halter top. Fold the bandana diagonally, tie the two corners behind your neck, and secure the remaining corners around your waist. This quick and easy DIY will give you a boho-chic look in no time.

8. Floral Headband

Add a touch of whimsy to your hairstyle with a DIY floral headband. Use artificial flowers and attach them to a pre-made headband using a hot glue gun. Perfect for music festivals or a fun summer day out.

9. Braided Belt

Revive old belts by braiding different colored or patterned fabric strips through the belt loops. This unique update will give your outfit an instant bohemian vibe.

10. Tassel Sandals

Give your plain sandals a makeover by adding tassels. Make tassels out of embroidery thread, then attach them to the straps using jump rings. This simple addition will elevate your sandal game.

11. Embroidered Patch Jeans

Turn your jeans into a personalized masterpiece by adding embroidered patches. Choose your favorite designs and attach them to your jeans using a needle and thread. Show off your creativity wherever you go.

12. Knotted Headband

Create a trendy knotted headband using a stretchy fabric or an old t-shirt. Cut a strip of fabric, tie it into a knot, and sew the ends together. This stylish accessory will add a touch of flair to any hairstyle.

13. T-shirt Infinity Scarf

Repurpose old t-shirts by turning them into infinity scarves. Cut off the sleeves and the bottom hem, then cut a strip lengthwise from the t-shirt. Stretch the strip to create a jersey-knit scarf that you can wrap around your neck.

14. Painted Sneakers

Give your sneakers a unique makeover by painting them with fabric paint. Let your creativity flow and create your own designs, patterns, or even landscapes on your plain white canvas sneakers.

15. Lace Bralette

Create a chic lace bralette by repurposing an old lace curtain or fabric. Use a bralette pattern or trace the shape of your favorite bra onto the lace, then cut and sew the pieces together. You'll have a delicate and fashionable undergarment in no time.

16. Button-Up Skirt

Turn an oversized button-up shirt into a trendy skirt. Wrap the shirt around your waist and secure it with a belt. Pair it with a simple top, and you'll have a unique and stylish outfit.

17. Beaded Bracelets

Create your own stack of beaded bracelets using beads of different colors, shapes, and sizes. String them onto an elastic cord and tie a knot. These versatile accessories will add a pop of color to any ensemble.

18. Bow-Tie Hair Accessories

Make cute bow-tie hair accessories using scraps of fabric. Cut two rectangles, fold them in half, and sew them together, leaving a gap. Turn them inside out, then add a strip of fabric to the center to create a bow shape. Attach a hairpin or elastic band to secure it in your hair.

19. Lace-Up Sweater

Elevate a plain sweater by adding a lace-up detail. Cut small holes along the sides of the sweater and thread a ribbon or leather cord through them. Knot it up,

and you'll have a stylish twist to a classic piece.

20. Fringe Kimono

Turn a simple oversized scarf or piece of fabric into a fashionable fringe kimono. Cut slits along the bottom edge and add fringe trim. This versatile layering piece will add boho flair to any outfit.

21. Studded Collar Shirt

Give your plain button-up shirt a subtle edge by adding studs to the collar. Purchase studs from a craft store and attach them with a hot glue gun or by hand sewing them. This simple DIY will transform your shirt into a trendy statement piece.

22. Polka Dot Tights

Add a playful touch to your outfit by creating your own polka dot tights. Use a fabric paint pen to draw dots onto sheer tights. Let them dry, and you'll have a fun and unique accessory to wear with skirts and dresses.

23. Patchwork Denim Jacket

Revitalize your old denim jacket by adding patches of different fabrics and textures. Cut out various shapes and sizes, then sew or glue them onto your jacket. Embrace the eclectic trend with your personalized patchwork jacket.

24. Ribbon Choker Necklace

Create a stylish choker necklace using ribbons. Choose a ribbon of your desired width and simply tie it around your neck. Experiment with different colors and materials to match your outfits.

25. Button-Embellished Cardigan

Add some sophistication to your plain cardigan by sewing on buttons of various sizes and colors. Arrange them in patterns or randomly for an eye-catching design. This unique touch will elevate your cardigan to a whole new level.

26. Ribbon Tie Sandals

Glam up your sandals by replacing the regular straps with colorful ribbons. Remove the existing straps and thread ribbons through the holes, tying them up with a neat bow. You'll have a trendy and personalized pair of sandals in no time.

27. Sequin Beret

Add some sparkle to your wardrobe with a sequin beret. Sew sequins onto a plain beret using a needle and thread, or use fabric glue for an easier option. This glamorous accessory will instantly make any outfit shine.

28. Cut-Out Sweater

Give your plain sweater a unique twist by adding cut-outs. Mark the desired shape on the back or sleeves of your sweater and cut it out carefully. Layer it over a colorful tank top, and you'll have a stylish, edgy look.

29. Ruffled Socks

Give your ordinary socks a playful touch by adding ruffles. Sew a strip of fabric with a ruffled edge onto the top of the socks. These cute and feminine socks will add a charming detail to your footwear.

30. Embroidered Sun Hat

Personalize a basic sun hat by embroidering your favorite design onto the brim. Use colorful thread and a needle to create intricate patterns or words. Not only will your hat protect you from the sun, but it will also showcase your creativity.

31. Lace-Up Espadrilles

Add some flair to your plain espadrilles by turning them into lace-up shoes. Use a leather punch to create holes along the sides and thread some ribbon or leather cord through them. Tie it up around your ankles, and you'll have a unique and stylish pair of shoes.

32. Embellished Sunglasses

Upgrade your plain sunglasses by adding embellishments. Glue on rhinestones, pearls, or other decorative items to create your own unique design. Stand out from the crowd with your customized shades.

33. Tie-Up Blouse

Revamp a basic blouse by adding a tie-up detail at the front. Cut a small slit in the center and thread a fabric strip through it. Tie it up in a bow or a knot, and you'll have a stylish and on-trend top.

34. Pearl Hairpin Set

Create your own pearl hairpin set by attaching small pearls onto plain hairpins using a hot glue gun or jewelry adhesive. These elegant hair accessories will add a touch of sophistication to any hairstyle.

With these 34 DIY fashion projects, you can easily refresh your wardrobe and express your unique style. So, grab your sewing kit and unleash your creativity. In just one day, you'll have a collection of fashionable pieces that are sure to impress.

Loopy Mango Knitting: 34 Fashionable Pieces You Can Make in a Day by Alan Huffman(Kindle Edition)

★★★★☆ 4.5 out of 5

Language : English



File size	: 35704 KB
Text-to-Speech	: Enabled
Screen Reader	: Supported
Enhanced typesetting	: Enabled
Print length	: 316 pages
Lending	: Enabled



Stylish, quick big-knit pieces from fashion brand Loopy Mango

Fashionable knitwear is wildly popular, as the New York Fashion Week runways and pages of Vogue will tell you. Loopy Mango Knitting offers one-of-a-kind statement pieces that you've seen in stores and can now make at home. With bold colors and chic styles, Loopy Mango is always ahead of the trends, creating lasting designs that complement any wardrobe. And their big yarn makes the pieces easy to complete in a day! With beautiful photography, accessible instructions, and plenty of tips and techniques, new and experienced knitters alike will find a lot to love in Loopy Mango's first book.




Compulsion Heidi Ajarbe - A Gripping Tale of Addiction and Redemption

Compulsion Heidi Ajarbe is a profound and captivating novel that delves into the complexities of addiction and redemption. In this article, we...




The Cottonmouth Club Novel - Uncovering the Secrets of a Dark and Sinister Society

Welcome to the dark and twisted world of The Cottonmouth Club, a thrilling novel that will keep you on the edge of your seat from beginning to end. Written by the talented...




The Sociopolitical Context Of Multicultural Education Downloads: What's New In

Living in a diverse and interconnected world, understanding and embracing multiculturalism has become a necessity. Education plays a crucial role in shaping individuals and...




The Epic Journey of a Woman: 3800 Solo Miles Back and Forward

Embarking on a solo journey is a life-altering experience. It takes immense courage, determination, and a thirst for adventure. And that's exactly what Emily Thompson had when...




Florida Irrigation Sprinkler Contractor: Revolutionizing Landscape Care

Florida, known for its beautiful landscapes and warm weather, requires efficient and precise irrigation systems to ensure the lushness and health of its many gardens...



Unveiling the Political Tapestry: Life in Israel

Israel, a vibrant country located in the Middle East, has a political landscape that is as intriguing and complex as its rich history. With its diverse population, cultural...



Life History And The Historical Moment Diverse Presentations

Do you ever find yourself wondering how history has shaped the world we live in today? How different moments, historical figures, and civilizations have shaped...



Miami South Beach The Delaplaine 2022 Long Weekend Guide

Welcome to the ultimate guide for making the most out of your long weekend in Miami South Beach in 2022. Whether you are a first-time visitor or a seasoned...